





Peterborough

Legend Active Core 22%, Suburban 52%, Exurban 26%

-  Active Core
 -  Transit Supportive Suburb
 -  Auto Suburb
 -  Exurban
- Density Method D4**
Statistics Canada | 1996 Census
Mehdi Bouhadi, Research Assistant

